



The Wellington Embroiderers' Guild Inc

www.weg.org.nz
wembroidersg@gmail.com

June 2020, Issue 493

Forthcoming Meetings, Events and AGM

The committee has been advised that the Cathedral will be opening up in the first week of June and that the Johnsonville Community Centre is open. Both venues are currently following strict Level 2 protocols around contact tracing, distancing and sanitising.

Given that we still have distancing rules in place and the demographic of our membership, the committee has decided to wait until Level 1 to start back up. So we plan to start back with the Guild meeting on **8 July**, when we will hold the AGM. (Please note that this is a week later than initially advertised, but it will be our usual second Wednesday.)

More details to follow, but in the meantime keep calm and stitch

Anne (President), Sara, Marie, Sally, Judy, Judy, Caroline, Mary and Marjorie

Condolences

The Guild extends its condolences to our committee member Judy Wright, whose husband, William, passed away on 11 May.

Hospital Projects



As you are aware our guild supports the families of stillborns by making and stitching felt teddies and other shapes. This month we continue our series of shapes with a puppy.

Please continue to cut out your own shapes and decorate and hold on to them for now.

Christmas Stockings

Susan and Margaret have the Wellington Hospital Christmas stockings ready for sewing up. All going well, we hope members will collect them at the July Meeting and then return the completed stocking/s at the October meeting. Members are more than welcome to contact either Susan Wright or Margaret Lake to arrange collection of stocking pieces, if you would like to get on with some stockings before the July meeting.

Susan Wright

NELL ANNE Quilt Project

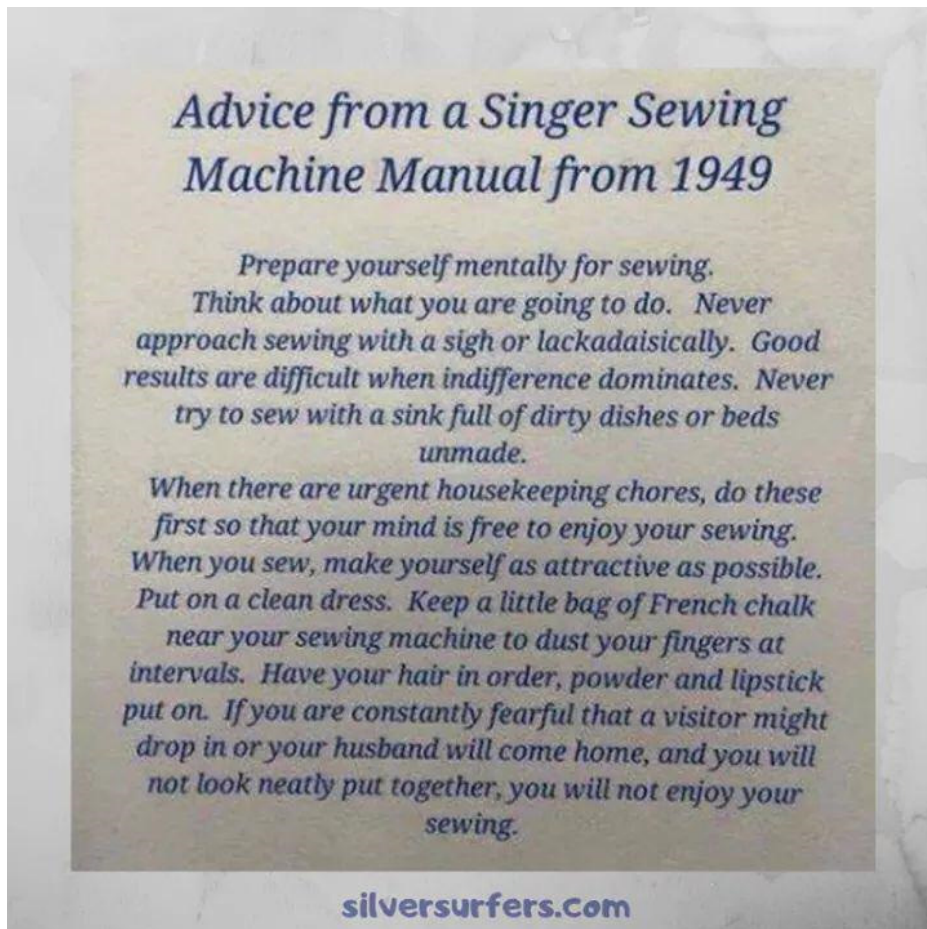
McCahon House in Auckland thought members of the Wellington Embroiderers' Guild may be interested in our current online workshop with Australian artist Nell – The NELL ANNE Quilt Project. These workshops had been planned to take place in person but due to the covid-19 pandemic we took the project online so that people could participate from home with materials at hand.

The NELL ANNE Quilt Project invites people to embroider a piece of fabric with the name of a woman who has had meaning in their life. These will eventually be quilted together forming a patchwork of many women's names in homage to women's creativity and craft, work and labour.

We have had a wonderful reception to the project so far with over 100 registrations and 70 submissions completed in New Zealand and abroad. Many people have commented that it is the perfect project to keep their hands busy with while at home.

All of the information can be found on our website at www.mccahonhouse.org.nz/nell

We Have Been Doing it Wrong



Who knew that our sewing would go so much smoother and be more enjoyable if we had a clean house and we dressed up and put our makeup on before we sewed?

May Theme (Harvest)



Mary T – Pumpkins (a Family Circle Design. My first cross stitch)



Mary T Autumn (From Four Seasons by Carol Emmer)

June/July Themes

The Theme for this June is **Repurposed**. Thank you to those who sent in photos. There will be room for more next month to those who would still like to participate.

The theme for July will be Winter Blues.

Photos to wembroidersg@gmail.com to include in next month's newsletter

Joan A : – repurposed brooch made from a piece of embroidery from her Mother.



From Caroline O'R



First project as part of Textile org Stitch club. Workshop with Debbie Lydon. Wire, painted canvas and linen threads




Wool top taken from the bin in the op shop. Eco dyed with oak leaves and iron




Hand mittens made from old jumper



Textile org workshop with Sue Stone




Embroidered quilt made from recycled wool samplers from tailors.



Eco printed book with stitched silk printed family letter

'We ♥ 2 Stitch'

These are the letters and leaves received to date. For those yet to send their letters, please use your self addressed envelope and send them to Maria. Leaves will be collected at the July meeting.



W: Anne W
E: Susie P
S: Sarah H
T: Rhiannon McK
I: Maria C-F
T: Sally
C: Marjorie T
H: Joan A
Leaf 1: Rhiannon McK
Leaf 2: Marie C



How We Began

The Wellington Embroiderers' Guild grew out of the Cathedral Linen Guild which formed on a winter's night in 1963 when a group of women met in the Choir Vestry at St Pauls Mulgrave St. They had undertaken to make a Fair Linen for the new Cathedral, the first stage of which was nearing completion with the Opening Ceremony planned for April May 1964. Cynthia Marks agreed to train the group. Cynthia, a graduate of the Royal School of Needlework was tutoring at the Wellington Workers Educational Association at the time. For several years they worked twice a month for nine months of the year at least if not more often in people's homes. They enjoyed the fellowship and discovered that some were already members of the English Embroiderers' Guild. This encouraged the rest to join the Guild.

On discovering that there were other members of the English Guild in Wellington, the possibility of forming a Wellington Branch of the Guild was discussed. An advertisement was placed in the Evening Post and on the 16 June 1966, the inaugural meeting was held at the home of Beryl Powell, the wife of the American Ambassador, with 38 attending. . By the time of the AGM the following year the membership had risen to 66.

In November 1969, the Wellington Branch of the Embroiderers' Guild London became the Embroiderers' Guild Wellington affiliated to the Embroiderers' Guild London and in 1973 the Guild became an incorporated society. (Ref :A Celebration of Twenty- Five Years 1966–1991 by The Wellington Embroiderers' Guild Inc))

Mary Frounson

Knitting



Getting Bored.....there is always knitting.....

Most knitters will know the name 'Jenny Greenhowe'. Her distinctive knitted toys are widely produced for charities and it was with this in mind, that the *Rainbow Babies* pattern was developed. If you have colourful wool oddments and time – you may enjoy making this colourful toy. Its free at this link:

http://www.jeangreenhowe.com/Images/Rainbow_Babies.pdf

A rabbit toy is a great shape for little hands to grasp. If you are good at knitting in the round then this pattern has the benefit of 'as little sewing up as possible' and you can stuff it as you go!

<https://heirloomcrafts.ca/wp-content/uploads/2019/12/ALSAPRabbit-1.pdf> If you want a pattern for a bear as well as clothes then this link to April Cromwell's pattern could be for you.

https://bysmallmeans.files.wordpress.com/2014/04/rabbitbear_bysmallmeans.pdf What better way of using up all those dull fawn shades.

All these are 'Not for profit' patterns. Most charities specifically ask for wool yarn to be used. If you can bear to give away your toy Little Sprouts, Foster Hope are just some of the organisations that would be grateful for these.

Susan Wright

2020 Exhibitions, Events and Workdays

Postbag Challenge – Register by Friday **June 26** and Final Entries to ANZEG by Friday **July 24**. See Entry form attached or [download here](#)

The Virtual Focus On Stitch Embroidery Exhibition 2020. Expressions of interest closed April 30 Final Entry to ANZEG by June 12. Exhibition available on ANZEG website 1 August.

Information available <https://www.embroiderynz.co.nz/news>

Guild Groups– Restarting in July

You and your friends are always welcome at these Guild groups.

Drop in Stitch-in Contact: TBC	10am – 4pm Wellington Museum First Saturday of the month. Ask at Reception when you arrive for directions. Tea and coffee will be available from the kitchen (which is opposite the room).
Johnsonville Stitch-in Contact: Marie Trethowen 237-6344	1.30-4.30pm at Johnsonville Community Centre (third Saturday of the month). Gold coin koha for afternoon tea. Please bring a piece of work for show and tell.
Lower Hutt Stitch-in Contact: Lynn Newman 566-1561	1.00pm-4.00pm (second Saturday of the month) at the Hutt Art Centre, cnr Huia and Myrtle Sts. Cost \$6.
1st TEG First Thursday Exhibition Group Contact: Louise Day 568-8088	On the first Thursday of the month we visit an exhibition and meet for lunch beforehand at a nearby café. An email is sent out to members the weekend before the first Thursday of the month.

Committee

Anne Whitehead Ph. 476 7227 (President)

Sara Keppel (Treasurer)

Judy Wright (Committee member)

Caroline O'Reilly (Committee member)

Marjorie Thomas (Treasurer Understudy)

Almoner: Joan Adam hjadam@xtra.co.nz If you know of anyone needing congratulations or a kind word

Marie Cassino (Secretary)

Mary Trounson (Newsletter Editor)


Judy Johnson (Committee member)

Sally Ross (Committee member)

2020 Meetings – Restarting in July

Meeting Date	Theme Display	Newsletter Deadline
8 July	Winter Blues - AGM	20 June
12 August	Oriental Embroidery	31 July
9 September	Urban Chic	28 August
14 October	To Have and to Hold	2 October
11 November	Holiday Season	30 October
9 December	Viewers' Choice	27 November

Lockdown New Work



Marie C: --Jane Marshall reproduction sampler, Hands Across the Sea fundraiser for NSW rural fire service



Marie C: --Assisi Rabbits, Designatus Designs, came with wooden spool)



Susan W Taggie (sensory) blanket for Little Sprouts.. 3 Made going to Little Sprouts.

Puppy for Stillborns

All the new dogs adopted during Lockdown enjoyed their regular exercise. Our streets were abuzz with families and their pets. A simple ribbon around its neck looks appropriate too. The pattern is about 7.2 cm high and 7 cm wide. Or design your own. If you would like to make a Scotty dog then please contact Susan Wright.

