



The Wellington Embroiderers' Guild Inc

<http://www.weg.org.nz/>
wembroidersg@gmail.com

October 2022, Issue 519

Next Meeting – Wednesday October 12th, 2022
The Loaves and Fishes Hall opens at 7.00pm for 7.30pm

When I watched and listened to the funeral service of embroidery friend Lee-Ann Still, I was struck by the little stitching motto that her brother said she lived by -

'I cannot count my day complete until fabric, thread and needle meet'

Then I realised that the group of women friends who are embroidering on Wednesdays at Karori Arts & Crafts, many of them our members, had suddenly seemed to have made big progress on their pieces. Then there is the quote from Louis Pasteur –

'Chance favours the prepared mind'.

Where is all this going I hear you ask? If we practice, practice, do, do our embroidery then we are:

- taking advantage of the meditative/mindfulness aspects of hand stitching
- we work on our stitching and our technique improves every stitch we take
- if we want take our embroidery art further, then by sewing regularly we are preparing our minds for what chance may bring.

So suddenly we think about a theme or competition coming up. This happens because we have prepared our minds by the act of doing and concentrating, which paradoxically frees our minds to roam and ramble. So we have at least two new chances in this newsletter to build a bit more stitching into our lives. And the origin of the little saying? Mrs Google says it is a Victorian sampler sayingand that's OK. I am happy to remember Lee-Ann by doing stitching and by her little saying..

Those of you who were at Solstice may remember me saying that 'the Karori Arts and Crafts Society was my happy place'. One of the best parts of the Solstice weekend, for me anyway, is the Friday night. This is when we start Solstice by having an extended sewing/embroidery session. The joy of sewing by hand after a busy week and of talking to people we have not had a chance to spend much time with in the past. (here's looking at you Cathrine, Anne B and Diane!) Then again, as a friend in my home town of Wairoa said, in praise of

regular sewing nights, only slightly tongue in cheek.....'some nights we solve the problems of the world, sometimes we solve NZ's problems, sometimes we solve each other's problems and when we have time we embroider!'

I would like to invite anyone who would like to have an extended chance to embroider to join me at some Stitch Ins at Karori on 4 November 2022 and 27 January 2023 from 3.30pm to 8.30pm. As we do at Solstice we will be able to bring our own dinner or go across to one of the takeaway places in Karori to sample.....I am keen to ensure that we get as many people as we can and hopefully we will be able to offer a ride share to those who may need to be picked up from work or town to get out and back to Karori. Some of you are already members of the Karori Arts & Crafts Society and there is no extra payment needed to attend the evenings of stitching. Those who are not members are charged a reasonable \$5.00 per session. We are hoping to have some in house tutoring (learning stitches or other embroidery related items, dressing a frame etc. and although I haven't discussed it (yet) with Susan I am sure she won't mind if we all stitch a wee teddy or two.

Cathy Trewby

See this extract from the Karori Arts & Crafts Society newsletter edited by Caroline O'Reilly.

‘Cathy Trewby will be leading our new Slow Stitching group which will have its inaugural session on Fri 7 Oct. So I hear you say - what is slow stitching? Unlike stitching used to mend or make a garment, slow stitching is **the act of using needle and thread to create art**; just as you would paint, draw or sculpt out of clay. I like to think of it as hand stitching with a creative purpose. Slow stitching is also an unexpectedly good mindfulness activity. Some well-known practitioners are Claire Wellesley-Smith, Mandy Pattullo, Alice Fox, Hannah Lamb, Ali Ferguson and Cas Holmes. Each of these artists use stitch to secure recycled fabrics (plus scraps of lace, crochet, tapestry, old stitching projects) together.’

Slow Stitching a new group 1st and 3rd Friday 6.30 - 8.30pm at Karori Arts & Crafts.

Wellington Hospitals Christmas Stockings



Please bring in your completed stockings for Wellington Hospital. Margaret and Susan are keen to get this project completed so Hospital staff receive them in good time for Christmas. Thank you and well done to all those who have completed and returned their stockings already. They all look very pretty.



WEG Visit to ESL Class



Cathy and Cathrine enjoyed joining a KiwiClass at Holy Cross School, Miramar this month. The class were keen and engaged in making a card, using felt and some basic stitches to embellish. Class members were from Russia, Eritrea, Iran and Syria. What a great opportunity to promote stitching and the Wellington Embroiderers Guild. The class appreciated our attendance and we look forward to joining other classes throughout the region. If you would like to come and help with a visit, let Cathy or Cathrine know.




Wellington Heritage Week 2022



Come and have some fun with us. Let's see how many different stitches and colours we can get onto our slate frame, which will be set up for members and the public to add to. A second frame will be Boro sampling. Bring along some Dorset buttons to add to the mix. We would love a few more volunteers. See dates below.

<https://wellingtonheritageweek.co.nz/event/embroidery-guild-demonstration/>

This Month's Speaker



We are privileged this month to have Caroline Strachan talk to us.

Caroline is an Upper Hutt Guild member, Extensions weirdo (her words not mine) and the current editor of ANZEG Threads.

She has been embroidering since the mid 1990s and more enthusiastically since moving to part-time work and now retirement. She will tell us what the job involves, her background in publication and a little bit about her embroidery journey.

Putting together a newsletter is challenging enough, so I am always impressed by the quantity and quality of the Threads magazine. Let's give Caroline our thanks by giving her a warm welcome.

Kit List



Thankyou everyone who brought their kit in to show us not only their skills in making them, but also the contents that are essential to each of us. The list was varied but here are some of the items that a basic kit holds. Kits included needlecases, hussifs and baskets showing a range of decorative techniques.

THE LIST

Pins, Selection of needles

Pin cushion

Large and small scissors, gold work scissors

Dressmakers chalk, pencil or other marker

Name tag

Notebook

Tape measure

Tablet bottle for bent pins and broken needles

Plasters

Stiletto

Safety pins

Threads





OPTIONAL ITEMS

Mellor, magnetic button, magnifying lens, darning mushroom, tambour hooks, needle threader, needle case, light, small screwdriver.



ANZEG 2023 Diary and Calendar



embroiderynz.co.nz/2022-diaries
embroiderynz.co.nz/shop

2023 DIARY AND CALENDAR ORDER FORM

All Guild or Individual orders are very welcome.

Orders will be processed by a volunteer once a week (usually on a Saturday)
for dispatch via post or courier, on a Monday.

I would like to order:	SUB TOTAL	+FREIGHT	SUB-TOTAL	TOTAL BANKED:
A6 diaries # @\$5 ea	\$#_____		\$#_____	
A4 calendars # @\$10 ea	\$#_____ + \$7		\$#_____	\$#_____

*Calendars are \$10 each plus \$7 postage per order; ie, if you order 3 calendars the sub-total will be \$37.
Diaries are \$5 including postage.*


Please pay via direct credit to: ANZEG Threads, 01 0771 0176530 00

Guild (if applicable) _____
c/- Name _____
Address _____
Email _____

Remember to email this form to: embroiderynzwebsite@gmail.com
or post to: ANZEG Threads, c/- Amanda Sherman, 4 Galt St, Hawera 4610

If you would prefer to order them at the meeting you should provide cash payment, and a slip with your name and order on it.

ANZEG Modules



ANZEG provides a range of educational opportunities including a Diploma of Embroidery made up of five modules (Colour, Design and History of Embroidery which are compulsory, plus two others of the student's choice). However, individual modules can be completed without having to complete another four or the Diploma. The recommended time frame for one module is one year, however up to two years per module is acceptable.

Several members of several Cook Strait Guilds are interested in doing a module. We thought it would be easier to support each other as we work through a module and we can organize a mentor

to give us advice where needed. We aim to begin a module in early 2023.

<https://www.embroiderynz.co.nz/modules-diploma-courses>

If you would like to know more, please contact both Helen Hindmarsh (Wellington Guild) and Barbara Ruthven (Mana Guild) who have offered to help to get a group started.

Helen Hindmarsh helenhindmarsh66@gmail.com 027 685 5742

Barbara Ruthven jwbjruthven@gmail.com 04 972 5285

Johnsonville Stitch In



This month's Stitch In was well attended with several members getting into the swing of Dorset buttons, and the challenges they sometimes pose. This selection of beautiful blue buttons are destined to be a necklace so we will be anticipating a finished item on the new work table soon. They're fun to make and everyone is different. Have a go and bring some to add to our stitching frame at Old St Pauls for Heritage celebrations.

2022 Upcoming Exhibitions, Events and Workdays

<p>From Out of the Blue Gallery, Opunake</p>	<p>Fabric, Fibre and Thread. New Plymouth Embroidery Guild Exhibition in conjunction with Saori weaver Louis Cook. 18 August – 29 Sept</p>
<p>Karori Arts and Crafts</p>	<div style="display: flex; align-items: center;">  <div style="margin-left: 10px;"> <p>Slow Stitching - a new group 1st and 3rd Friday 6.30 - 8.30pm</p> <p>Cathy Trewby will be leading our new Slow Stitching group which will have its inaugural session on Friday 6th October. The group will be free to members of Karori Arts and Crafts and \$5 to non-members. Spread the word around your friends and family - age 13+.</p> </div> </div>
<p>Suffrage in Stitches Whirinaki Whare Taonga (formerly “Expressions”), 836 Fergusson Drive, Upper Hutt</p>	<div style="display: flex; align-items: center;">  <div style="margin-left: 10px;"> <p>A magnificent project created by Caroline O'Reilly 10 September - 20 November</p> </div> </div>
<p>Quilt Symposium, Sacred Heart College</p>	<p>4 - 9 October There are still classes available, many with embroidery content.</p> <div style="text-align: center;">  <p>https://www.quiltsymposium2022.co.nz/register-here</p> </div>

<p>She Shed Contemporary Wool Craft</p>	<p>Until 16 Oct 2022 Featuring the work of seven contemporary makers. Petone Settlers Museum on the Petone foreshore. Part of the Threads Textiles Festival.</p>
<p>Hutt Art Society</p>	<p>https://www.huttart.co.nz/copy-of-classes-3 Classes are now open for Xmas decorations Kutch Christmas Stars, Christmas Mice and Goldwork Kiwis</p> 
<p>Seatoun Village Hall</p>	 <p>The Guild will be hosting a demonstration at the vintage fair. If you can volunteer to help for an hour, that would be great.</p>
<p>Old St Pauls</p>	<p>5 Nov and 6 Nov 11.00am – 3.00pm We will be hosting an interactive stitching event to promote the Wellington Embroiderers Guild https://wellingtonheritageweek.co.nz/event/embroidery-guild-demonstration/</p>
<p>Mana Embroiderers Guild, Tawa</p>	<p>WORKDAY Saturday 18 March 2023 Doors open 9.45am Door fee and 3 raffle tickets \$5.00 Bring your own lunch. Morning and afternoon tea will be provided Contact managuild@gmail.com or phone Beverley on 04 478 3849</p>

**Karori Arts
and Crafts**

**4 Nov Stitch in led by Cathy Trewby 3.30 – 8.30pm
Members of KAC free. Non-members \$5**

New Work and Themed Work

As well as the new worktable we would love to see work that you have finished some time ago that would fit with our themes below. So, if you have work that fits this month theme of Recycled materials, then please do bring it along for us all to admire. It could be the work of your mother or grandmother.



These beautiful moths are by Jane Campbell. The Puriri moth is life size and was taken from the cover of “An exquisite Legacy “by George Giggs. The boxed butterflies and moth are also life size and was inspired by images in the magazine *Moths and Butterflies* of New Zealand. The silk shading is beautiful.



This hardanger work by Joan Adam has a different filling stitch for each butterfly, so could be seen as a sampler. Joan admitted it was a work in progress for some time while she researched the stitch options.



Christmas strawberries by Mary Tounson might well prompt us to think about our Christmas gifts this year. These are the perfect. The pattern, Christmas strawberries by Prairie Schooler is available online.



Maria Champion-Forster's Or Nue pomegranates are complimentary to her Chatham Island Forget-Me-Nots that she recently exhibited at the Broderer's Guild in London. Or Nue (or shaded gold) is a form of goldwork embroidery using couching, where different colored silk threads are stitched over the metallic base of gold threads to form patterns or designs. Practice makes perfect.



Childhood memories for Joan come from this treasure, crocheted by her mother when she was a young girl. The technique is fine filet crochet. She made two identical mats and Joan's sister holds the other in Australia.



This piece by Cathy Trewby highlights a phrase, that came from her grandmother and mother - 'Eat it up, Wear it out, Make it do'

‘This was said often in our household where memories of the Depression were in my parents and grandparent living memory. Thrift was a virtue and never more needed than in those days. I added 'and don't lose your handkerchief.'

This was written on an old white damask dinner napkin safety pinned onto the piece. This was in memory of the mothers who safety pinned their children's handkerchiefs onto their shoulders so they would not be lost. Apparently I was very firm that I did not want Mum to do this to me, thank you very much!

The piece arose when I realised I had two large containers, one with ends of embroidery thread and the other with trimmings from sewing and quilts. Where had this savings bent come from and I realised from my parents. I gathered some of the scraps and thread ends and arranged them on a piece of fabric, then machine

and hand sewed them to keep them down. I encased some of the threads in chiffon and then sewed and sewed on the machine so they would be secure enough to make a fringe.

As I trimmed off the edges of the long piece my partner said 'you know you will need to trim the edges' but dear reader, I did manage to throw these trimmings out. I now use brown paper bags to keep the trimmings in and use them as fire starters in winter or compost them in summer.'

Meeting Date	Theme Display
12 th October	Recycled materials
9 th November	Aotearoa Natives
14 th December	Viewers' Choice

Guild Groups

Your friends are always welcome to Guild groups

Drop in Stitch-in Contact: Rhys Garton weg.sec@gmail.com	10am – 4pm Wellington Museum First Saturday of the month. Ask at Reception when you arrive for directions. Tea and coffee will be available from the kitchen (which is opposite the room).
Johnsonville Stitch-in Lyn Duncan 04-562 8722 or 021 1428915	1.30-4.30pm at Johnsonville Community Centre (third Saturday of the month). Gold coin koha for afternoon tea. Please bring a piece of work for show and tell. lynpatduncan@hotmail.com This session will only run if we are at Level 2
Lower Hutt Stitch-in katrine@xtra.co.nz	1.00pm-4.00pm (second Saturday of the month) at the Hutt Art Centre, cnr Huia and Myrtle Sts. Cost \$6.
Exhibition Group Louise Day 04-568-8088	On the first Thursday of the month , we visit an exhibition and meet for lunch beforehand at a nearby café. An email is sent out to members the weekend before the first Thursday of the month.

Committee

President	Caroline Birkinshaw
Treasurer	Marjorie Thomas
Secretary	Rhys Garton
Newsletter Editor, Committee Member Deadline for Newsletter content last day of the month	Cathrine Lloyd (c.lloyd@xtra.co.nz)
Committee Member	Glenda Manning-Fogg
Committee Member	Anne Barr
Committee Member, Almoner	Cathy Trewby